
VENTIL®
TEST & REPAIR EQUIPMENT
CNC PRODUCTION TESTING
VALVE ACADEMY
LRQA
CERTIFIED
ISO 9001:2015

VALVE TEST AND REPAIR EQUIPMENT Page 4 – 43

A comprehensive range of equipment and tools, designed and manufactured by us and backed by many years of experience in the testing, maintenance, and repair of shut-off valves, pressure relief valves and control valves.

CUSTOM MACHINE SOLUTIONS Page 38 - 44

The expertise and capabilities to design and manufacture bespoke equipment, fully tailored to meet our customers requirements and operational needs.

- Full automatic CNC production testing
- Cryogenic testing
- Fire safe testing
- Hyperbaric testing
- Fugitive Emissions testing
- Clean room applications
- Performance and duration testing

VENTIL VALVE ACADEMY Page 45

Providing a comprehensive learning platform covering the diverse world of valve technologies. Transforming years of hands-on industry experience into practical learning modules and expert-led guidance.

MAINTENANCE AND REPAIR Page 46

VENTILCONNECT Page 47

Everything you need to keep your Ventil equipment performing at its best.

Being where our **customers** are enables us to deliver what they need, wherever they need it, with **local support**



VENTIL - NL
Polakweg 6
2288 GE Rijswijk - The Netherlands
T: + 31 88 113 09 00
E: info@ventil.nl
I: www.ventil.nl

VENTIL - UK
8 Manor Park, Church Road
Bury St Edmunds - United Kingdom
T: +44 7595 850 853
E: info@ventil.nl
I: www.ventil.nl

VENTIL - USA
906 Gemini St
Houston, TX 77058 - USA
T: +1 281 280 0141
E: info@ventil-usa.com
I: www.ventil-usa.com

VENTIL - MIDDLE EAST
SAIF Zone - Unit Q4-267,
Sharjah - United Arab Emirates
T: +971 506260955
E: info@ventil-me.com
I: www.ventil-me.com

Vertical clamping and testing of all common valves

VCB Serie



- Test Standards: API 598, EN 12266-1, ISO 5208
- Available up to 120" (DN3,000) with forces up to 5,000 ton
- Rotating bridge or rail system for quick and safe (un)loading
- Computer Registration System (CRS) and dedicated test software



VCB30

VCB Serie

Model	Range*	Maximum clamping force	Distance between columns	Distance between sealing adapters	Low pressure Gas test system	High pressure Liquid test system
VCB5	½ - 6″ DN15 - 150 mm	5 ton	14″ 350 mm	0 - 20″ 0 - 500 mm	0 - 7 bar / 100 psi Other Gas test systems up to 1,000 bar / 14,500 psi available on request	0 - 400 bar / 5,800 psi Other Liquid test systems up to 2,500 bar / 36,250 psi available on request
VCB30	½ - 10″ DN15 - 250 mm	30 ton	18″ 460 mm	0 - 30″ 0 - 750 mm		
	½ - 16″ DN15 - 400 mm	30 ton	28″ 720 mm	0 - 40″ 0 - 1,000 mm		
VCB50	1 - 16″ DN25 - 400 mm	50 ton	28″ 720 mm	0 - 40″ 0 - 1,000 mm		
VCB100	2 - 24″ DN50 - 600 mm	100 ton	40″ 1,000 mm	0 - 44″ 0 - 1,100 mm		
VCB200	2 - 36″ DN50 - 900 mm	200 ton	55″ 1,400 mm	0 - 60″ 0 - 1,500 mm		
VCB500	2 - 48″ DN50 - 1,200 mm	500 ton	64″ 1,600 mm	0 - 60″ 0 - 1,500 mm		

*Other sizes and higher test pressure ratings are available upon request





VCB500



Selecting the most suitable loading and sealing technology based on valve geometry, connection type and pressure rating.



VCB850

Horizontal clamping and testing of all common valves

HC Serie

- Test Standards: API 598, EN 12266-1, ISO 5208
- Available up to 120" (DN3,000) with forces up to 5,000 ton
- Optional control valve leakage measuring system ANSI/FCI 70-2
- Computer Registration System (CRS) and dedicated test software



HC5



HC150

HC Serie

Serie	Range*	Maximum clamping force	Distance between columns	Distance between sealing adapters	Low pressure Gas test system	High pressure Liquid test system
HC5	½ - 6″ DN15 - 150 mm	5 ton	14″ 350 mm	0 - 22″ 0 - 550 mm	0 - 7 bar / 100 psi Other Gas test systems up to 1,000 bar / 14,500 psi available on request	0 - 400 bar / 5,800 psi Other Liquid test systems up to 2,500 bar / 36,250 psi available on request
HC30	½ - 10″ DN15 - 250 mm	30 ton	28″ 720 mm	0 - 40″ 0 - 1,000 mm		
HC50	½ - 16″ DN15 - 400 mm	50 ton	28″ 720 mm	0 - 40″ 0 - 1,000 mm		
HC100	2 - 24″ DN50 - 600 mm	100 ton	40″ 1,000 mm	0 - 44″ 0 - 1,100 mm		
HC150	2 - 24″ DN50 - 600 mm	150 ton	40″ 1,000 mm	0 - 60″ 0 - 1,500 mm		
HC250	2 - 24″ DN50 - 600 mm	250 ton	40″ 1,000 mm	0 - 60″ 0 - 1,500 mm		
HC400	2 - 32″ DN50 - 800 mm	400 ton	48″ 1,200 mm	0 - 60″ 0 - 1,500 mm		
HC600	5 - 36″ DN125 - 900 mm	600 ton	56″ 1,400 mm	0 - 80″ 0 - 2,000 mm		
HC800	5 - 36″ DN125 - 900 mm	800 ton	55″ 1,400 mm	0 - 80″ 0 - 2,000 mm		
HC1000	8 - 40″ DN200 - 1,000 mm	1,000 ton	64″ 1,600 mm	0 - 80″ 0 - 2,000 mm		
HC1500	8 - 40″ DN200 - 1,000 mm	1,500 ton	64″ 1,600 mm	0 - 80″ 0 - 2,000 mm		
HC2000	8 - 48″ DN200 - 1,200 mm	2,000 ton	80″ 2,000 mm	0 - 100″ 0 - 2,500 mm		
HC3000	8 - 48″ DN200 - 1,200 mm	3,000 ton	80″ 2,000 mm	0 - 100″ 0 - 2,500 mm		
HC4000	8 - 48″ DN200 - 1,200 mm	4,000 ton	80″ 2,000 mm	0 - 100″ 0 - 2,500 mm		

*Other sizes and higher test pressure ratings are available upon request



HC3000

Optional systems

VCB and HC Serie

Test benches are supplied as fully integrated systems and can be customised with a range of optional features;

- High pressure gas systems for Nitrogen or Helium testing
- Inner (radial) sealing adapters avoiding unnecessary stress on the valve body
- Automatic (vacuum) quick filling system
- Test and operating systems for actuators and controls
- Control valve leakage measuring system ANSI/FCI 70-2
- Columns in inclination angle for easy access and (un)loading (HCA)
- Tilting (horizontal-vertical) clamping system (HVC)
- Full surrounding Safety Enclosure (SPL2-4)
- Computer Registration System (CRS) and dedicated test software



HCA50



Advanced camera solutions
for safe visual inspections
and remote witnessing

HVC Serie

Available across various machine models, suitable for all common valve types, with testing capacities of up to 64" (DN 1,600) and clamping forces of up to 1,000 ton.

- Clamping the valve in horizontal position (valve stem vertical) and testing the valve in any position between 0 - 90º, to simulate real operating conditions
- Hydraulic controlled tilting system with safety interlock



HVC300

Specialty tools

Work smarter with purpose-built valve service tools designed to save time, improve safety and deliver results.

- SteadyStand smart valve positioning systems
- Camera systems for (remote) visual inspection
- Inspection kit for checking the interior for valve body
- Packing extractor set
- Stem area cleaning set
- Thread cleaning toolkit
- Rotating brushtoolkit
- Focusblock lapping toolkit



Tool set



Inspection set



Valve brushing set



SteadyStand

Safety Enclosures

Enhancing workplace safety through proven enclosure solutions for critical applications

Safety is a 'simple' choice

Every valve configuration is unique, with varying geometries, materials, testingpressures and contained volume can significantly affect stored energy and the consequences of a failure during pressure testing.

Ventil's Safety Protection Levels (SPL 1–4) provide standardized safety enclosure concepts based on pressure class and valve size. Developed through comprehensive engineering analyses and validated against representative worst-case loading conditions, they offer a consistent, risk-based approach to protecting operators and equipment.

Offering workplace safety assessments to review your pressure testing set-up, working environment, applicable regulations and identify the appropriate Safety Protection Level protection for your application.

		Test Pressure					
Valve size*		150#	300#	600#	900#	1500#	2500#
NPS (inch)	DN (mm)	31 bar	78 bar	104 bar	154 bar	384 bar	640 bar
<2	<50	PROTECT/ SAFEGUARD	PROTECT/ SAFEGUARD	PROTECT/ SAFEGUARD	PROTECT/ SAFEGUARD	PROTECT/ SAFEGUARD	HIGH-IMPACT
<4	<100	PROTECT/ SAFEGUARD	PROTECT/ SAFEGUARD	PROTECT/ SAFEGUARD	PROTECT/ SAFEGUARD	HIGH-IMPACT	
<6	<150	PROTECT/ SAFEGUARD	PROTECT/ SAFEGUARD	HIGH-IMPACT	HIGH-IMPACT	HIGH-IMPACT	
6+	150+	PROTECT/ SAFEGUARD	PROTECT/ SAFEGUARD	HIGH-IMPACT	HIGH-IMPACT	HIGH-IMPACT	



Safeguard SPL2

Safety Enclosures

Risk-based safety concepts

To ensure personnel and equipment are adequately protected, each application is evaluated using a structured risk assessment based on recognized safety engineering principles. This assessment identifies credible failure scenarios, quantifies the associated hazards, and determines the required level of protection.

SPL1 – Protect, shields the operator by breaking the line of fire. A mix of steel and polycarbonate protects against projectiles, with interlocks and a dead-man switch to prevent unsafe operation.

SPL2 – Safeguard, offers full surrounding walls with reinforced locks and electronic interlocks.

SPL3 – High-impact, combines thicker steel with energy-absorbing panels to handle severe impacts and avoid ricochets.

SPL4 – Bunker, is a customized solution for extreme pressure-volume combinations, designed through dedicated risk assessments to guarantee safety without exponential cost increases.



Protect SPL1



Safeguard SPL2



High Impact SPL3

Bunker SPL4



Test bench for Pressure Relief Valves

VC-SRV Serie





VC25-SRV

- Test Standards: API 526, API 527, EN ISO 4126, PED 2014/68/EU
- Suitable for testing with both gas and liquids
- Robust construction with a high-quality finish
- Supplied as standard with Computer Registration System (CRS) and dedicated test software
- Stainless steel control panel and liquid reservoir

Standard safety features: including a safety enclosure, clamping system safety interlock, emergency stop switch and pressure-activated warning light.

Serie	Range	Clamping force
VC25-SRV	½-10" (DN15-DN250)	25 ton
VC40-SRV	½-16" (DN15-DN400)	40 ton
VC70-SRV	½-16" (DN15-DN400)	70 ton



VC40-SRV-MP2

Test bench for Pressure Relief Valves

VC-SRV-FL Serie (high volume)

- Designed in accordance with ASME BPVC Section XIII considerations
- Optimized for high-volume capacity testing
- The test bench can be configured with a volume capacity of up to 295 liters (10.4 ft³) and features a 50 mm (2") full-bore J-tube test connection
- It incorporates a powerful dynamic lift mechanism and cushioned valve re-seating to minimize impact forces and help prevent valve seat damage during testing



VC40-SRV-FLII

Standard safety features: including a safety enclosure, clamping system safety interlock, emergency stop switch and pressure-activated warning light.

Serie	Range	Clamping force
VC25-SRV-FL	½-10" (DN15-DN250)	25 ton
VC40-SRV-FL	½-16" (DN15-DN400)	40 ton
VC70-SRV-FL	½-16" (DN15-DN400)	70 ton



VC25-SRV-FL5

Compact test bench for Pressure Relief Valves

VC-CC Serie

Comprehensive standard safety features, including a safety screen, clamping system safety interlock, emergency stop switch and pressure-activated warning light.

- Compact design for the use in containers or other small workshops.
- Ridged design with high quality finish.

Standard safety features: including a safety screen, clamping system safety interlock and emergency stop switch.

Serie	Range	Clamping force
VC25-CC	½-10" (DN15-DN250)	25 ton
VC40-CC	½-16" (DN15-DN400)	40 ton





Portable and transportable test benches

VC Serie

Universal and versatile test benches designed for the pressure testing and calibration of pressure relief valves or pilot valves.

Supplied in a durable hard-shell trolley case or mounted on rugged wheels for easy on-site deployment. Designed for reliable operation in remote locations and harsh environments, it provides dependable valve verification wherever testing is required.



VC2



VC7.5 Xtreme

- Compact designed control panel
- Gas test system up to 200 bar
- Every essential tool included
- Optional with Computer Registration System (CRS) and dedicated test software



PS06



VC10-CC

Serie	Range	Clamping force
VC2	1/2-2" (DN15-DN50)	2 ton
VC7.5 Xtreme	1/2-4" (DN15-DN100)	7.5 ton
VC10-CC	1/2-4" (DN15-DN100)	10 ton

Pilot valve testing

PS06	1/4-3/4" (DN8-DN20)	n/a

Test bench for pressure vacuum relief valves

ProVent12 and CT800

- Accurately test and verify valve setpoints and leak rates in accordance with clean air and emission control testing standards, such as API 2000 and ISO 28300
- Seat leakage measuring: 0 - 10 Nl/min (0 - 21 SCFH)
- Supplied as standard with Computer Registration System (CRS) and dedicated test software
- The CT800 is available as a stand-alone unit or as an optional module for the other pressure relief valve test benches presented on the previous pages

Serie	Range	Clamping force
ProVent12	2-12" (DN50-DN300)	-500 mbar – 1,500 mbar (-7 – 22 psi)
CT800	1/4-24" (DN6-DN600)	-500 mbar –7 Bar (-7 –100 psi)



ProVent12



CT800

Gas test system for tracer gasses
Orion Serie



A flexible solution for accurate, repeatable pressure testing in industrial applications. Using compressed air, nitrogen, helium, forming gas or other tracer gasses it performs proof, leak, pressure decay and customized tests for product validation, quality control and end-of-line testing.

- Gas Amplifier System: up to 1.200 bar
- Set of Pressure Sensors:
- 0 -250 bar; 0 -400 bar; 0 -700 bar; 0 -1000 bar; 0 -2000 bar
- Readings: Computer Registration System including cycle testing

Serie	Range*	Test fluid	Pressure gauge**
LM 100	0 - 100 bar 0 - 1,450 PSI	Potable water or hydraulic oil	0 - 160 bar 0 - 2,300 PSI
LM 500	0 - 500 bar 0 - 7,250 PSI		0 - 600 bar 0 - 8,700 PSI
LM 1000	0 - 1,000 bar 0 - 14,500 PSI		0 - 1,600 bar 0 - 23,200 PSI
LM 1500	0 - 1,500 bar 0 - 21,750 PSI		0 - 2,000 bar 0 - 30,000 PSI

*High pressure range available on request.
**Case diameter 160 mm/6" Class 1, dual scale bar/PSI completed with safety glass and calibration certificate.









PreVenTest Nexus

The in-situ testing solution for re-certification of Pressure Relief Valves

The PreVenTest Nexus is an Auxiliary Lift Assist Device (ALAD), developed to make in-situ testing of spring-operated Pressure Relief- Safety Valves (PRVs) simpler, smarter and more efficient. It allows testing of virtually any type and size of PRV under normal operating conditions – whether the medium is steam, gas or liquid.

Over **4,000 valve seat sizes** from top manufacturers at your fingertips



- Lightweight and ergonomic design
- User-friendly interface
- Fully off-grid use
- Targeted maintenance
- Reach the unreachable
- Save time and money

PreVenTest Nexus

Every detail of the PreVenTest Nexus is built to empower the operators who use it, wherever the job takes the.

In-situ testing technology is changing the maintenance model by allowing PRV's to be accurately tested while remaining installed. This enables operators to verify valve performance with less disruption, reduced risk and improved efficiency.

Suitable for steam, gas and liquid applications:

- Valve can be hot and cold tested in process conditions
- No dismantling of the valve
- Minimize downtime and production losses
- ASME Section XIII, ISO 4126 and PED compliance





Test and repair containers

Nomad CT Serie





CT20-1



CT20-2

Fully equipped test and repair facilities for on-site overhaul and testing of Shut-off valves, Pressure Relief Valvesa and Control valves. The 10, 20 or 40 ft Containers feature all necessary tools and equipment for the standard recondition procedure, but can also be equipped for your specific application and environment or climate

Serie	Application	Size
CT10-SRV	Test- and repair container for pressure relief Valves	10 ft
CT20-1	Test container for pressure relief valves testing - VC25-CC	20 ft
CT20-2	Repair container for shut-off-, control- & pressure relief valves	20 ft
CT20-3	Test container for pressure relief valves testing - VC40-CC	20 ft
CT20-4	Test container for shut-off-, control- & pressure relief valves	20 ft
CT20-5	Test container for cryogenic valves	20 ft
CT40-1	Test- and repair container	40 ft

Test and repair containers

Nomad CT Serie

The High Cube design provides an additional 12" (300 mm) of internal height for improved handling of larger valves. It includes all essential tools and equipment to perform efficient valve maintenance while minimizing plant downtime.



CT10-SRV



CT40-1



CT20-5 (Cryogenic)

Test and repair container

DNV 2.7-1 (EN 12079) certification, ATEX intrinsically safe electrical system

We are a highly specialized manufacturer of Valve Repair and Test containers DNV/ATEX certified for Offshore or FPSO use.



Workshop Equipment:

- Pressure Relief Valve Test bench model: VC40-CC
- Valve range: ½"- 12" (DN15-DN300)
- Set pressure: up to 600 bar (8.700 psi)
- Computer Registration System
- Adapters for RF, RTJ flanges and threaded ends
- Tank Relief Valve test bench model: CT800-CC
- Nozzle remover
- Lapping and polishing machine
- Monochromatic light
- Cleaning cabinet
- High pressure gas booster and storage
- Workbenches, storage cabinets and tool kit
- Workshop jib crane (500kg.)
- Emergency Exit

Our goal is to fully support EPC teams- providing expert knowledge, complete equipment solutions, detailed technical and commercial proposals, and comprehensive project documentation.

Nozzle remover for pressure relief valves

NR10

A stationary workshop machine designed for the safe and efficient removal and installation of nozzle inserts in pressure relief valves. Corrosion and thread sealants can make nozzle removal difficult, but the NR10 loosens and reinstalls nozzles quickly and with minimal operator effort. Size range: 1/2"-10" (DN15–DN250).

Equipped with a digital control system that allows the operator to preset a maximum torque limit and monitor the applied torque in real time.

- Rigid and safe clamping system
- Progressive torque application
- Bi-directional drive system



NR10

Range	½ - 10" (DN15-DN250) *
Nominal torque	4200 Nm
Peak torque	8400 Nm
Dimension	1540x895x1500 mm / 60x35x60 Inch
Weight	700 kg (1550 Lbs)

* Larger sizes available on request



NR10 with Enclosure

Portable valve seat resurfacing tool
Polir Serie

Polir F6

The Polir serie of machines are designed for Grinding and Lapping flat seats inside the Shut-off or Safety valve body 1/4-6" (DN6-DN150). The light weight battery or pneumatic drive unit, enables safe and efficient 'in-shop' and 'on-site' use. The Polir machines are delivered ready for use, including all necessary tools, accessories, a large consumer quantity of abrasive 3M foil rings and are packed in robust carrying cases.





Portable valve seat resurfacing tool
Polir Serie

C2.5 attachment

- C2.5 attachment set for grinding and lapping valves with all common conical seats in the range from 1/4-2 1/2" (DN8-DN65)
- Available for all sizes in seat angles 30 / 40 / 60 / 75 / 90 degrees

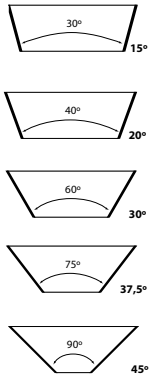







Portable valve seat resurfacing tool

Orbit Serie

The Orbit serie of machines are designed for 'In-Situ' or 'In-Shop' valve repair.
The light weight, versatile machines are equipped with a variety of unique features, like for example the orbital, mechanical driven grinding head. This results in a very high material removal rate and the best flatness accuracy.

The ball-joint and tilting construction makes the machine suitable for:

- Gate- and parallel slide valves
- Globe valves
- Check valves
- Pressure relief valves



Orbit 10



Portable valve seat resurfacing tool

Orbit Serie



Unique features

- Universal tool for gate-, parallel slide-, globe, check and pressure relief valves
- Robust and light weight
- The unique orbital, - mechanical driven grinding and lapping system results in a very high material removal rate and extreme good flatness accuracy. The grinding heads are mechanically driven by an internal gear system that rotates the wheels at the same speed producing a perfect cross hatch pattern

Orbit machines are delivered ready for use, including all necessary tools, accessories, a large consumer quantity of abrasive 3M foil rings, packed in robust carrying cases.

Serie	Application
Orbit 10	1½ - 10" (DN40-DN250)
Orbit 24	6 - 24" (DN150-DN600)
Orbit 40	6 - 40" (DN150-DN1,000)



Wedge bracket for grinding the wedge (standard feature)

Orbit 24

Valve grinding and lapping machine

Pro Dual Serie

The Pro Dual serie covers the full range of stationary machines for 'In-Shop' repair of valve seats. The ridged column machine is mounted on a strong work bench base with clamping table and drawers for the storage of all accessories, drive heads, tools and consumables. The tilting arrangement of the clamping table enables easy clamping and alignment of valve bodies and wedges.

The Pro Dual machines are completed with the unique orbital, mechanical driven grinding head for the highest material removal rate and the best flatness accuracy.

The Pro Dual is suitable for any type of:

- Gate, globe and parallel slide valves
- Check valves
- Pressure relief valves

Serie	Range
Pro Dual 10	1/4-10" (DN6-DN250)
Pro Dual 16	1/4-16" (DN6-DN400)
Pro Dual 24	1/4-24" (DN6-DN600)
Pro Dual 40	1/4-40" (DN6-DN1,000)



Pro Dual 40

Open face - flat lapping machine

Optic Serie

The Optic open face, flat lapping and polishing machine is the complete solution for high precision finishing of safety valve seats, nozzles and mechanical seats. The Optic can be used to reach a flatness accuracy within 3 light bands ensuring the best seat tightness.

The fine finishing lapping machine is available in different sizes with a single or set of 3 conditioning rings. The machine features a robust structure, but is still equipped with fine controls, activation timer and an automatic liquid diamond and lubricate steering and dispensing system.



Optic 15



Serie	Lapping plate diameter
Optic 15	15 “ (380 mm)
Optic 24	24” (610 mm)
Optic 36	36” (900 mm)
Optic 60	60” (1,500 mm)

Monochromatic light

The optional monochromatic light provides a single-wavelength light source, while the precision optical flat is manufactured with a flatness accuracy of approximately 25 nanometres. Together, they allow fast and reliable measurement of surface flatness, ensuring the highest sealing quality.



Optic 36

Surface finishing of floating balls

BG10

The BG10 ball grinding and polishing machine is specially designed for repairing the balls of floating ball valves in the range 2½" up to 10".

The grinding bowl can be completed with canvas based Aluminum Oxide segments for grinding with a high material removal rate or with a diamond lapping foil for fine polishing and achieving a 'mirror' finish.

Featuring two independently controlled drives, one rotates the ball and the other rotates the grinding bowl.

- Restoring sealing performance
- Achieving cross hatch pattern finish
- Easy to operate, robust and reliable



BG10







Submerged gas testing

Custom machine solutions

We combine your production needs with our expertise to create efficient, future-ready test solutions.

Every manufacturing environment is different. Production volume, valve type, test procedures, automation, space and factory integration all shape the right solution.

Tailored to your process

Our experts work closely with your team, combining knowledge and experience.

- Test methods and pressure systems
- Clamping, connections and tooling
- Single or multi-station layouts
- Manual to CNC-controlled operation
- Valve handling and robotics
- Test software and recipes
- Digital reporting and factory integration





The result: a test bench built to complement your production process

The ultimate CNC valve test bench

Ultra Design



Save time on pressure testing

Every test performed consists of handling, setting up the tests and waiting time. The combination of these results in a cycle time which, ideally, matches the time to produce a single valve in the factory. Handling can be improved by automating steps, integrating ergonomic tools for the operator or even integrating robotics.

Ultra combines all pressure, functional, and fugitive emission tests in one efficient system. By using forming gas instead of helium, it offers a smarter, more cost-effective approach to production testing-cutting labour costs, boosting productivity, and giving you a stronger competitive edge worldwide.



Production testing

Fully automatic CNC test benches for quick and efficient testing a larger series of valves.



For higher production volumes, one test position may not be enough. Multi-station systems allow valves to be tested in parallel. Stations can operate independently while sharing pressure systems, controls and other infrastructure. The number and configuration of stations are designed around your required cycle time and production capacity. Increase throughput without simply adding more machines.



VCBT150-MT3



Customized to meet your requirements

Extreme testing conditions





Custom build solutions for testing shut-off valves, pressure relief valves and control valves in any condition.

- High-pressure liquid and gas testing
- Cryogenic testing -196°C (-324°F)
- Fire safe testing 1,500°C (2,730°F)
- Hyperbaric testing
- Fugitive Emissions testing
- Clean room applications
- Performance and duration testing

API 6A - PR2 Testing

The API 6A PR2 test unit subjects the valve to extreme high and low temperatures whilst dynamically cycling it under various pressure conditions to prove the integrity and give absolute confidence that it can withstand the most arduos environments.

Performance verification testing

- Proportionally controled clamping system
- Fully closed test chamber
- High pressure gas and liquid testing up to 2,000 bar / 29,000 PSI
- Digitally controlled temperature arrangement -60 to 180ºC / -76 to 356ºF
- Automatic open/close and torque measuring system
- Camera inspection system









Liquid Nitrogen spray (cooling) system

Scalable training solutions for the valve industry

VENTIL®
VALVE ACADEMY

Advancing valve technology

In an industry where knowledge, reliability and safety are paramount, Ventil Valve Academy provides a comprehensive learning path designed around the diverse world of valve technologies. We transform years of practical industry expertise into educational modules.

As an independent academy, we focus on developing individual competence and strengthening organizational compliance. Our remote or on premises training programs are aligned with ASME, EN-ISO, PED, and applicable local requirements, bridging the gap between regulatory expectations and practical operational excellence.

A complete overview with the available training modules is available on www.ventil.nl







Maintenance and Repair

Complete lifecycle support

All our service and support offerings can be provided individually for one-off issues or as part of a multi-year agreement, including repairs, maintenance, troubleshooting, inspections, spare parts, operating support and training.

- Field service
- Equipment condition health checks
- Service and maintenance contracts
- In-house repairs
- Technical support
- OEM spare part services
- Test bench operator training



Return, refurbished and re-use

Looking to purchase a high-quality Ventil Test Bench at an attractive price, or interested in selling your existing equipment? Our Second Life Program offers a sustainable and cost-effective solution for both. Through professional refurbishment, inspection, and servicing, we help extend the life of our equipment while reducing waste and supporting a more circular economy.

VentilConnect

Everything you need to keep your Ventil equipment performing at its best.

Customer portal

Everything you need to keep your Ventil equipment performing at its best.

What you can find in VentilConnect:

- Operation manuals
- Technical documentation
- P&IDs & E-Drawings
- OEM spare parts lists
- Calibration certificates and status
- Maintenance and service support
- Submit support tickets and track their progress in real time
- Submit and follow up on return material authorisation requests

VENTIL CONNECT



All photographs and technical information contained in this brochure are for reference and illustrative purposes only. No rights, claims, or guarantees shall be derived from their content. Specifications and details are subject to change without prior notice. No part of this brochure may be reproduced, copied, or distributed in any form without prior written permission from the copyright holder.

ventil.nl

2027-1